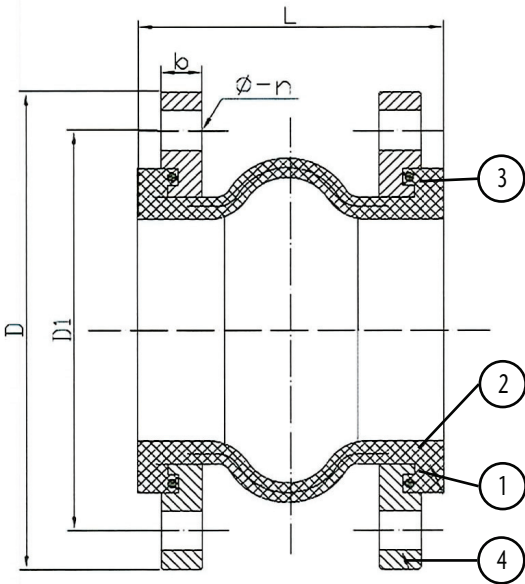




PN16 Flanged Flexible Connector

Features

- Flanged PN16 BS4504
- EPDM/NBR Body Option
- Zinc Plated Carbon Steel Flanges
- Nylon Cord Fabric with Steel Reinforcement

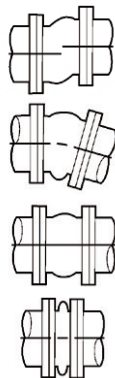


HD - Horizontal Displacement

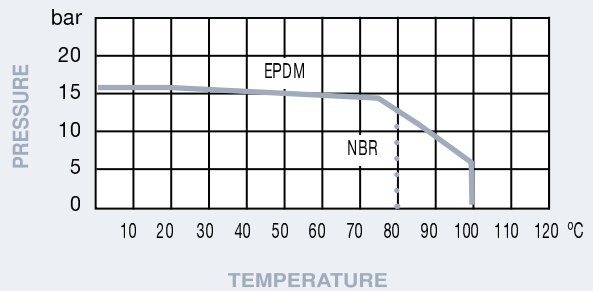
DA - Deflection Angular

Ext - Extension

Comp - Compression



Pressure / Temperature



| DN | 1 1/4" | 1 1/2" | 2" | 2 1/2" | 3" | 4" | 5" | 6" | 8" | 10" | 12" |
|------|--------|--------|------|--------|------|------|------|------|-------|-------|-------|
| D | 140 | 150 | 165 | 185 | 200 | 220 | 250 | 285 | 340 | 405 | 460 |
| D1 | 100 | 110 | 125 | 145 | 160 | 180 | 210 | 240 | 295 | 355 | 410 |
| b | 16 | 16 | 18 | 18 | 20 | 20 | 22 | 22 | 24 | 26 | 28 |
| L | 130 | 130 | 130 | 130 | 130 | 130 | 130 | 130 | 130 | 130 | 130 |
| Ø-n | 18-4 | 18-4 | 18-4 | 18-4 | 18-8 | 18-8 | 18-8 | 22-8 | 22-12 | 26-12 | 26-12 |
| HD | 12 | 12 | 12 | 12 | 12 | 12 | 12 | 12 | 12 | 12 | 12 |
| DA | 15° | 15° | 15° | 15° | 15° | 15° | 15° | 15° | 15° | 15° | 15° |
| Ext | 8 | 8 | 8 | 8 | 8 | 8 | 8 | 8 | 8 | 8 | 8 |
| Comp | 15 | 15 | 15 | 15 | 15 | 15 | 15 | 15 | 15 | 15 | 15 |
| Kgs | 1.94 | 2.14 | 2.67 | 3.14 | 3.57 | 4.10 | 5.56 | 6.70 | 8.90 | 9.96 | 15.93 |

Technical Data

Max Pressure 16 Bar

Working Temperature -20°C to +100°C EPDM
-20°C to +80°C NBR

| N. | Part Name | Materials 420 | Materials 430 |
|----|--------------------|-----------------|-----------------|
| 1 | Body Inner & Outer | EPDM | NBR |
| | Body Core | Natural Rubber | Natural Rubber |
| 2 | Reinforcement | Nylon Cord Wire | Nylon Cord Wire |
| 3 | Pressure Ring | Steel Wire | Steel Wire |
| 4 | Flange | Carbon Steel | Carbon Steel |

Dimensions in mm

This data sheet is designed as a guide and should not be regarded as wholly accurate in every detail. We reserve the right to amend the specification of any product without notice.